

Job Name: _____

Date: _____

Location: _____

Approval: _____

Engineer: _____

Construction: _____


Submitted to: _____

Unit #: _____

Submitted by: _____

Drawing #: _____

Reference: _____

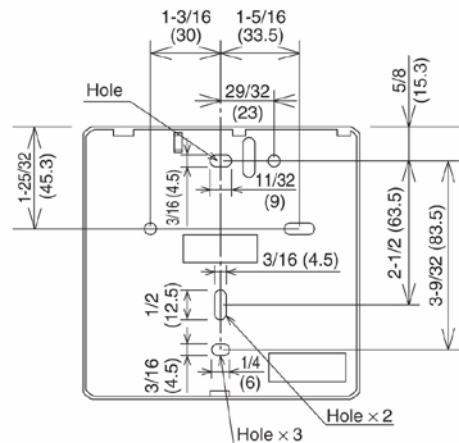
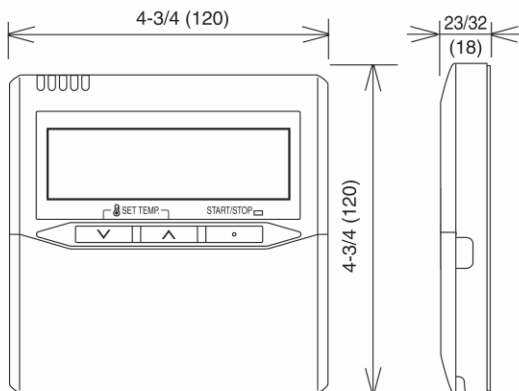


General Features:

- Operation modes: Auto/Cool/Dry/Fan/Heat
- Various timer setup (On / Off / Weekly) are possible.
- Off Timer
 - Used to stop air conditioner operation. The timer operates and air conditioner operation stops after the set time has passed. Timer can be set up to 24 hours in advance.
- On Timer
 - Used to start the air conditioner operation. Timer operates and air conditioner operation starts after the set time has passed. Timer can be set up to 24 hours in advance.
- Weekly Timer
 - Start / Stop function is twice per day for a week.
 - Operating time can be set in 30-minute increments only.
 - The off time can be carried over to the next day.
- Temperature Set Back Timer
 - Used to change the set temperature in the operation times set for each day of the week. This can be used together with other timer settings.
- When setting up a timer, start/stop and a temperature setup can be changed.
- When a failure occurs, the error code is displayed.
- Thermo Sensor
 - Temperature detection of the room can be selected at the indoor unit or on the wired controller by initiating the Thermo Sensor feature.
- Auto restart.
 - Emergency function setting for power failure, etc.
- 33 feet of connectable thermostat wire.
- User-friendly operation
 - Large backlit screen
 - Large easy to use operation panel
- Multiple Function Settings
 - See Owner's Manual
- Filter Lamp Reset
 - Some indoor unit models are equipped with a filter lamp in the indoor unit's display to indicate when it is time to clean the air filters.

Input Power..... 12v DC
Dimensions H x W x D
 (in.) 4-3/4 x 4-3/4 x 11/16
 (mm)..... 120 x 120 x 18
Weight..... 5.6 oz

Compatible with most wall mounted, ducted, small cassette, and floor mounted models. For compatibility listings, see full line brochure which lists which indoor units are compatible with this wired remote.



Note: Specifications are based on the following conditions:
 Cooling: Indoor temperature of 80°F (26.7°C) DB/67°F (19.44°C) WB, and outdoor temperature of 95°F (35°C) DB/75°F (23.9°C) WB.
 Heating: Indoor temperature of 70°F (21.11°C) DB/59°F (15.°C) WB, and outdoor temperature of 47°F (8.33°C) DB/43°F (6.11°C) WB.
 Pipe length: 25ft. (7.5m), Height difference: 0ft. (0m) (Outdoor unit – indoor unit)
 Built-in protective functions may limit capacity or shut off unit if unit is operated outside of design operating temperature ratings.